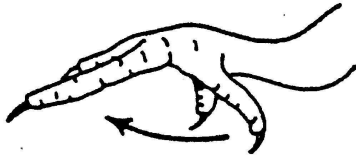
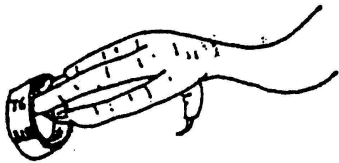


BANDING A CHICK

BANDING A CHICK is generally done at 7-14 days of age, depending on the size of the chick.



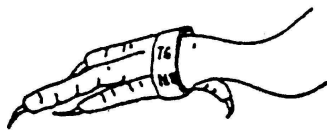
Move the longer back toe forward.



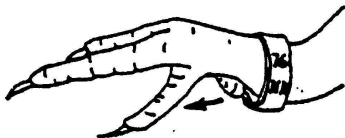
Hold the three longest toes together.



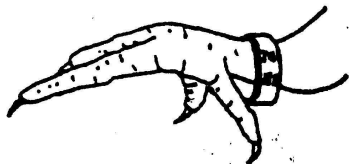
Slip the closed band over the three toes.



Push the band up over the joint. If the fit is tight, using petroleum jelly or soap for lubrication will help.



The smaller back toe must be flipped out of the band. A toothpick or any small pointed implement can be placed between the toe and the leg to pull the toe gently out from under the band.



The band should remain on the leg between the foot and the hock joint. Test by pulling the band over the foot. If it slips off easily, wait a day or two until the chick has grown more.